

All Are Invited

GRADES K-1



We are grateful to Sheri Dunham Haan for her work in developing *All Are Invited*. A children's Bible story author and curriculum writer, Sheri makes her home in Rockwood, Tennessee.

Unless otherwise noted, Scripture quotations in this publication are from The Holy Bible, New International Version® NIV®. Copyright © 1973, 1978, 1984, 2011 by Biblica, Inc.™ Used by permission. All rights reserved worldwide.

All Are Invited: Grades K-1 Session on the Lord's Supper © 2016 Faith Alive Christian Resources, 1700 28th Street SE, Grand Rapids, MI 49508-1407. All rights reserved. With the exception of brief excerpts for review purposes, no part of this curriculum may be reproduced in any manner whatsoever without written permission from the publisher. For information or questions about use of copyrighted material please contact Permissions, Faith Alive Christian Resources, 1700 28th Street SE, Grand Rapids, MI 49508-1407; phone: 1-800-333-8300; fax: 616-726-1164; e-mail: permissions@faithaliveresources.org.

We welcome your comments. Call us at 1-800-333-8300, or email us at editors@faithaliveresources.org.



GRADES K-1

All Are Invited

SCRIPTURE

Matthew 26:17-30

FOCUS

Jesus invites us and all believers worldwide to his table to let us know that he loves and forgives us.

FAITH NURTURE GOALS

- Children will know that the bread and cup show us that Jesus forgives us.
- Children will feel that they are part of God's forgiven family worldwide that is invited to the Lord's Supper.
- Children will look forward to joining God's people at the Lord's Supper and feel eager to participate in the supper.

REFLECTION: GETTING INTO THE STORY

As the disciples celebrate the Passover, a celebration that was connected to the Feast of Unleavened Bread, Jesus shapes the celebration in a new way. At that time, celebrating the Passover involved God's people from all around making a pilgrimage to Jerusalem, sacrificing a lamb, and sharing a meal. In this story we see all of those elements come together in a new way.

Jesus and his disciples enter the city, and his disciples' first question is, "Where are we going to eat?" Their minds are occupied with the things that need to happen that day. Jesus' eyes are fixed on the larger task that he is there to complete—fulfilling the sacrifice that is needed to create a right relationship between people and God once and for all. But Jesus listens to his disciples and shows them that a place will be provided for them.

Gathered around the table, Jesus speaks frankly about his betrayal. He knows what Judas, who is like a member of his own family, is about to do. But that does not stop Jesus from eating with and speaking with Judas. What a model for us as Jesus' followers today!

The Lord's Supper is for all of us. As baptized members of the body of Christ, all of us are invited to remember Christ's sacrifice and celebrate the hope of our salvation. This includes Christians from around the world. And we are invited to experience this together. What an incredible privilege!

We need not be weighed down by the knowledge of Christ's sacrifice; we can remember it with joy, knowing the greater purpose for which God has used it. And we can find hope in the promise that we know will one day be fulfilled—that one day we will eat and drink with Jesus, and all of God's children from around the world. That is something worth singing about!

WONDERING








- How do the elements of the Lord's Supper call us to repentance and to joy?
- How can we both remember Christ's sacrifice and celebrate the joy of salvation in the Lord's Supper?
- How does gathering around the table remind us that we are part of a large family of Christians around the world?

TEACHING












- In Deuteronomy 16 we read that God asked his covenant people to travel to Jerusalem three times a year to bring their gifts to God. The Feast of Unleavened Bread (Passover) was one of those occasions. Devout Jews from near and far traveled to the Temple, bringing the population of the city of Jerusalem to more than six times its normal size. Christ changed this up by coming to us. At the table, Christ meets his followers—followers from every corner of the world—right where they are. Instead of asking for a gift, at the table Christ shares with us a reminder of the gift of our salvation that we have in him.
- In verse 18, Jesus tells his disciples to go into the city and look for a certain man. We don't know his name, but this man's hospitality, his welcoming of Christ and his disciples, is an example of how Christ asks all of us to welcome him into our homes, hearts, and lives.

—Rev. Shannon Jammal-Hollemans

A NOTE ABOUT LEARNING STYLES

In the chart below and beside each Easy Extra activity, you will find one or more of the following descriptions: **Aa** Word Smart,  People Smart,  Music Smart,  Number Smart,  Earth Smart,  Self Smart,  Body Smart, and  Picture Smart—and an icon beside each one. Those descriptions and icons refer to “multiple intelligences,” a term developed by Dr. Howard Gardiner to describe the different ways in which people learn. We’ve used them here to indicate to you which learning style(s) each step/activity taps into the most. For example, some people are visual learners, others are musical, some learn best when they are physically engaged, some are a combination of several “smarts,” and so on. For more information on each of those learning styles along with a fun quiz you can give your students (and one you can take yourself!), visit <http://dwell.faithalive.com/resources.org/downloads>, click on “Topics for Leaders,” and open the “Learning Styles Quiz.”

SESSION AT A GLANCE

Steps	Minutes	Activities	Materials	Multiple Intelligences
Gathering for God's Story	12	Welcome	<input type="checkbox"/> Photo pages, reproducible pages 14-16	  
Entering the Story	10	Story	<input type="checkbox"/> Bible, bookmarked to Matthew 26 <input type="checkbox"/> Four story face pictures, reproducible page 17 <input type="checkbox"/> Photo pages from Step 1	Aa   
Living Into the Story	8	Special snack and story review	<input type="checkbox"/> Tablecloth <input type="checkbox"/> Small plates or napkins, one per person <input type="checkbox"/> Cups, one per person <input type="checkbox"/> Pitcher of water or juice <input type="checkbox"/> Bread basket with several varieties of bread (see Step 3 for ideas) <input type="checkbox"/> Song of choice <input type="checkbox"/> Photo pages from Step 1	  Aa 
Living Out of the Story	15	What Do You Say?	<input type="checkbox"/> Photo pages from Step 1 <input type="checkbox"/> Dear Family letter, reproducible page 18, print or or email one per child	Aa  

Step 1 Gathering for God's Story

Before the session begins:

- Print the photo pages of Sulema, Elijah, and Joshua and place them at three different spots in the room, face down so the children will not see them ahead of time.

As the children arrive, welcome them by name. Pique their interest in what you will do today by telling them that together you will go on an imaginary trip and meet children who live very far away.

Have the children line up for the trip. Ask them to pretend there are airplanes parked along the wall. Invite them to take an airplane, climb into it and start their engines. When ready, have everyone put out their arms like the wings of an airplane and get ready for take-off. With wings spread, lead the fliers on the journey. At each stop, have the kids park their planes, step out and sit in a circle to meet a new friend as you show the photo page and read the description. After each stop, climb back into the airplanes and take off again; the last boarding to go back home.

FIRST STOP: SULEMA

Show the picture and introduce the children to Sulema (front row, wearing the blue shirt.) Point out the number of siblings Sulema has. Does anyone in your group have that many brothers or sisters? Use the information provided on the picture to tell your group more about Sulema and her family.

SECOND STOP: ELIJAH

Show the picture and introduce the children to Elijah (middle, wearing a long-sleeved shirt.) Use the information provided on the picture to tell your group about Elijah's life in Kenya.

THIRD STOP: JOSHUA

Show the picture and introduce the children to Joshua. Use the information provided on the picture to tell the children about Joshua's life in the Philippines.

When you arrive back home and airplanes have been parked at the gate, have the kids prepare for the story by getting a few wiggles out. Invite them to pretend they are:

- Elijah holding and petting a rabbit before putting it safely inside the rabbit hutch.
- Sulema carrying a very heavy container of water home—without spilling a drop!
- Joshua using his muscles to make cement by stirring water and powder in a large pail.
- Themselves sitting down for the story.

Position the pictures of the three new friends in the story circle so they are part of the group. Tell the children that, in some ways, Elijah, Sulema, and Joshua are the same as the children in your group and in some ways they are different. Invite them to tell what might be the same and what might be different. For example, like the children in your group, the three new friends all help out at home—Sulema helps her mom prepare food, Elijah takes care of the animals, Joshua brings things to his dad. Unlike the children in your group, Sulema has to fetch water and carry it home instead of getting it from a faucet in the kitchen; Elijah lives on a farm where they grow bananas; and Joshua once lived in a tent with his family. Conclude that even though they live in different places and do different things, we are all God's children and we're all invited to hear God's stories. The children in your room get to hear one right now!

TIP

If you usually begin your children's ministry time with singing and prayer, a good time to insert that into this session might be right before you go on your imaginary trip.

TIP

The children featured in today's session are real children who have been part of World Renew's *Free a Family* ministry. (See Easy Extra #4 for an activity connected to this ministry.) We hope including the stories of these children will add another rich layer to this session by developing in your children an awareness that as members of God's great worldwide family we have a responsibility to care about, share with, and pray for people everywhere.

Step **2** Entering the Story

NOTES

In the days leading up to the session, prepare to tell the story well by reading it aloud once or twice each day. Doing so will enable you to tell the story from your heart and hold the attention of your group well.

- Before the session, cut out the four face pictures and have them ready to use as you tell the story. When you find the words **Sad**, **Happy**, **Shocked**, or **Thinking** in parentheses, that is your cue to hold up that picture for a few moments.

Open your Bible to Matthew 26 and show the children where this story is found in the Bible, God's great book to us.

The story follows:

(Happy) This is how the disciples were feeling on the day our story takes place. In fact, this is how all God's people were feeling, because it was the beginning of a very special celebration called *Passover*. That may sound like an unusual word to you, but to God's people it meant remembering something awesome that God did for them. Long, long ago they were slaves in the land of Egypt and the wicked king made them work very, very hard. One day, God took them out of Egypt to a brand new land far away from the wicked king. God saved them!

I wonder how you would feel if a wicked king made you and your family work hard all day, every day. Can you tell me how you would feel? *(Pause for the kids to share responses.)*

Now, if someone came and brought your family to a new land where you could be free to live your lives, how would THAT make you feel? *(Pause for the kids to share responses.)*

That's why God's people were so happy to celebrate. This was a day to remember and thank God for saving them. But planning a celebration always takes work. There are special foods to make. People need to get the house ready for company.

(Thinking) That's why the disciples had a lot to think about. They had lots of questions. Whose house shall we go to? What do we need to do to get ready? What do we need to buy? What do we need to make? Finally they decided to ask Jesus. Jesus told them to go into town. "You will meet a man there," said Jesus. "Tell him: 'Jesus says his time is near and he is going to celebrate the Passover at your house.'"

As soon as they heard that, they were off: twelve disciples hurrying into town to plan a very special celebration.

I wonder, what would you be talking about if you were on your way to plan a celebration with your friends or family? *(Pause for the kids to share responses.)*

After all their talking and working, the disciples had things ready. That night they gathered around a table for a special meal. Jesus and his disciples were finally together to celebrate. It would be a wonderful evening! At least that's what they thought. Then Jesus said something that changed everything.

(Shock) That's right. Look at what the disciples' faces looked like. What Jesus said shocked everyone. Jesus said, "This is the truth. One of you will betray me. One of you will hand me over to the enemies who will kill me."

I wonder, why did Jesus' words surprise and shock the disciples so much? *(Pause for the kids to share responses.)*

At first the disciples didn't know what to say. There must have been silence for a minute or two. Then all of a sudden they all started talking, asking Jesus the same question. "Lord, am *I* the one? Am *I* the one? Am *I* the one?"

Jesus' disciples were his best friends. They traveled together. They ate together. They were always together. They couldn't imagine that one of them would betray Jesus—their very best friend and teacher.

(Sad) After the surprise of Jesus' question, the disciples became sad. Just the thought that one of them would betray Jesus changed everything. Suddenly they were no longer happy and wanting to celebrate. Now they needed to figure out how one of them could do such a terrible thing to Jesus.

When they quieted down, Jesus answered their question. Jesus said, "It is someone I eat with every day. Someone who passes me food at the table. He is the one. It will be a very, very sad day for him."

Judas burst out, "Surely, Teacher, I am not the one who will do that!"

(Sad) Jesus said, "Yes, Judas, you are the one."

I wonder what the other disciples thought when Jesus said that to Judas? What do you think?
(Pause for the kids to share responses.)

I wonder what Judas thought when Jesus told Judas that he was the one who would do that terrible thing? What do you think? *(Pause for the kids to share responses.)*

(Sad) The rest of the evening was sad for everyone. They continued their supper. Jesus picked up the bread and thanked God for it. Then he broke it into pieces and offered it to his disciples. As he did, he said, "Take this, and eat it. This is my body." All the disciples ate the bread.

Then Jesus took the wine and thanked God for it. He poured the wine and said, "Drink it, all of you. This is my blood which is poured out for you for the forgiveness of your sins."

When the supper was finished, they sang a song, praising God. Then they left the house and started walking to the garden where Judas was already waiting for them. Judas was ready to do exactly what Jesus said he would do—Judas would point Jesus out to Jesus' enemies so they would know which man was Jesus.

End of story

Use the following questions to wonder more deeply into the story together:

I wonder, do you think it was hard for the disciples to sing a song when their hearts were so sad? *(Pause for the kids to share responses.)*

Why or why not? *(Pause for the children to respond.)*

I wonder, later that night when the disciples climbed into their beds and it was dark and quiet in the house, what thoughts went through their minds? *(Pause for the kids to share responses.)*

What did Jesus say the bread should remind them of? *(Pause for the children to respond.)*

What did Jesus say that the wine should remind them of? *(Pause for the children to respond.)*

Tell the children that today we call this supper—the bread and wine or juice— "the Lord's Supper." Point to the pictures of Sulema, Elijah, and Joshua. Remind the children that people all around the world, including Sulema, Elijah, Joshua, and their families—are invited to celebrate the Lord's Supper with bread and wine or juice. And even though we may live in very different places, celebrating the Lord's Supper is one very important thing that people who love Jesus do, no matter where they live.

Jesus gave us this Supper so that we would remember that when he died he gave his body and blood for everyone who loves him. When Jesus did that, he took away all our sins. Jesus' dying says to us, "I love you, and I forgive you."

Ask the children to place their hands on their hearts and repeat after you, **Jesus loves me and forgives me.**

Close with a simple prayer like the following:

Dear Jesus, we thank you for loving us so much that you were willing to die for us to take away all our sins. Thank you for the Lord's Supper. Thank you that the bread and juice remind us of your love. Amen.

Step 3 Living into the Story

TIP

To ensure the safety of all, be sure to ask the parents/guardians of the children in your group if there are any food allergies before you serve the children any food items.

Before the session, fill a small basket with many different kinds of bread. This will help children understand that people around the world may use very different kinds of bread or crackers, but each one stands for Jesus' body. You might consider different sizes and shapes of crackers, or breads such as pita, dinner rolls, dark rye, white, tortilla, and so on.

Tell the children that you are going to enjoy a special snack together. But first, they will need to help get ready just as the disciples did when Jesus sent them into town to find a place to celebrate.

- Set the table by arranging the chairs, adding a tablecloth, putting out small plates or napkins, and setting out small cups.
- Decide where to place the pictures of Sulema, Elijah, and Joshua so they are included.
- Finally, have the children wash their hands before they sit down to eat.

When everything is ready, sit down together to enjoy your snack.

Show the children the basket of breads you've prepared. Ask, **What was it that Jesus wanted the disciples—and everyone—to remember about what the bread served during the Lord's Supper stands for?**

As the children look at all the different kinds of bread, explain that as people all over the world celebrate the Lord's Supper, they use the kind of bread that they eat every day, just like we do. Ask the children to describe the bread that your congregation uses when celebrating the Lord's Supper. Does it always look the same? Has anyone ever seen (or tasted) a different type of bread being used during a Lord's Supper celebration in another church? Pass around the basket and invite the children to take a piece of whatever bread they'd like to eat. As they eat, point out that people all over the world may be celebrating the Lord's Supper today. Invite the children to name some of those places. (Depending upon the experiences of the children in your group, the places they may name might be as far away as another country, state, or province or as nearby as a neighboring town or "grandma's church." Listen to all their ideas, acknowledging that yes, God's people are there too.)

Serve the water or juice as the children are eating the bread and invite them to tell you what Jesus said the wine/juice served during the Lord's Supper stands for.

As you're enjoying your snack together, invite the children to remember *why* Jesus gave his body and blood to die on the cross for us. *Encourage the kids to tell in their own words that Jesus took away all our sins because he loves us and forgives us.*

Remind the children that the last thing Jesus and his disciples did before they left the house was sing a hymn. Which song would your children like to sing? Stand and sing it together.

Step 4 Living Out of the Story

Divide the children into two groups, one to sit on your left and the other on your right.

Tell the groups that each will have a response to give when you ask the question: What do you say?

Group on the right: I love you!

Group on the left: I forgive you!

Have a practice run; ask the group on the right the question and wait for their response. Then do the same with the group on the left. Encourage them to respond as enthusiastically as they can.

Tell the groups that you have a few stories to tell them about their friends Sulema, Elijah, and Joshua. After the story, you will also ask them how Jesus or one of their friends feels about what's happened in the story. They will respond by showing a sad or happy face.

Have a practice run for showing facial expressions. Tell them that if Sulema tripped while carrying water home and hurt her knee and you asked them to show with their faces how that would make Sulema feel, what face would they show? Give them time to respond.

When everyone is ready, begin. Choose from among these stories depending on the time you have. Or make up some stories of your own. Before you tell each chosen story, hold up the picture of that child.

JOSHUA

1. Imagine that Joshua's father has a cart filled with fish to bring to the market and sell there. He asks Joshua to watch the fish cart while he goes to get some lunch. For a while Joshua keeps his eyes on the cart, but then his friend walked by and invites Joshua to kick a ball around with him. Joshua starts playing and—Oops! —forgets to watch the fish. When he comes back he sees that a cat has climbed into the cart and is eating the fish.

Questions

How does Joshua feel? Show me.

How will his father feel when he finds out the cat ate the fish? Show me.

When Joshua asks for forgiveness, what will Jesus say? *Point right.*

What else will Jesus say? *Point left.*

When Joshua asks Jesus for forgiveness, show me with your face how that makes Jesus feel.

2. Imagine that Joshua and his friends are drawing large pictures in the sand with their feet. By accident, one of Joshua's friends slips and falls onto Joshua's picture. Joshua gets angry and goes over to his friend's sand picture and stomps all over it. It is ruined. That makes his friend cry. Later that night, Joshua is feeling really rotten about what he did. So he goes over to his friend's house and says he's sorry.

Questions

Show with your faces how Joshua's friend feels when Joshua ruins his picture.

Show with your faces how Jesus feels when Joshua says he is sorry.

What does Jesus say to Joshua? *Point right.*

What else does Jesus say to Joshua? *Point left.*

ELIJAH

1. Imagine that Elijah's big brother likes to tease him. Sometimes he laughs at Elijah for no reason, other times he hides his things from him. One day Elijah is upset with his big brother. So when his brother is coming around the corner near the rabbit hutch, Elijah sticks out a leg and trips him. Kaboom! Elijah's big brother falls down and gets a great big bump on his head.

Questions

Show with your faces how you think the big brother feels when that happens.

Show with your faces how you think Jesus feels when Elijah trips his big brother.

Mom asks Elijah to apologize for tripping his brother, and he does. What does Jesus say to Elijah? *Point right.*

What else does Jesus say? *Point left.*

2. Imagine that Elijah has two jobs to do every day before he walks to school. He has to bring the rabbits leaves to munch on and feed the goats. Elijah loves to do cartwheels, and this morning after feeding the rabbits he thought he would cartwheel once around his house before going to feed the goats. But when he is finished cartwheeling he forgets to feed the goats before he heads off to school. Later that day Elijah's mom notices that the goats don't seem to be feeling well. She wonders if they have been fed. When Elijah comes home she asks him if he has fed the goats. Elijah lies. He says yes.

Questions

When Elijah lies to his mom, how does Jesus feel? Show me with your faces.

Later, when Elijah says he is sorry, how does Jesus feel? Show me with your faces.

What does Jesus say to Elijah? *Point right.*

What else does Jesus say to him? *Point left.*

SULEMA

1. Imagine that Sulema has a favorite cloth purse. She loves that it is made from brightly colored fabric in her favorite color. Because it's so special, Sulema only brings it to church. Sulema's church is in another village and her family, along with four other families, walk all the way there. One day, Sulema's best friend asked if she could borrow the purse because it would look so nice with her new dress. The friend borrowed the purse for the walk, but got too close to a thorn bush and the purse got snagged. Now it has a big rip in it. Sulema is upset with her friend.

Questions

Show me with your faces how you think Sulema's friend felt when she saw that the purse got snagged on the bush and ripped.

How do you think Jesus felt when Sulema's friend told Sulema how sorry she was that that happened? Show me with your faces.

What do you think Jesus would say to Sulema when she told her friend that she was sorry for being so mad? *Point right.*

What else would Jesus say? *Point left.*

2. Each morning before school, Sulema walks with her mother and brothers and sister to fetch water from the well. They get enough water to do all the washing and cooking for the day. Imagine that one day after they had each carefully carried the water home, Sulema gets into a fight with her brother. Her mother tells the two of them to leave each other alone and sends Sulema to have a quiet time outside. This makes Sulema so angry that she pushes over a water bucket. Splash! The water they had worked so hard to fetch is now all over the ground. Sulema looks at the water puddle in front of her and feels terrible about what she has done.

Questions

Show me with your faces how Sulema feels when she looks at the water she has wasted.

When Sulema tells her mom she is very sorry and that she will go fetch another pail of water, how does her mom feel? Show me with your faces.

What does Jesus say to Sulema? *Point right.*



What else does Jesus say to Sulema? *Point left.*

Celebrate Jesus' love and forgiveness! Stand up and high-five each other. Go around the room and high-five everyone, including the leader!

Send the children home with the letter to their families (or email the letter after your session). As each leaves the room, use their name in saying, **Remember, (name), Jesus loves you and . . . what else?** Encourage the child to fill in the rest by saying “. . . and forgives me.”

EASY EXTRAS

1. Arrival Activity: Same and Different

TIME 5-8 minutes	
 Self Smart  People Smart  Body Smart	MATERIALS <input type="checkbox"/> None needed

Invite the children to find people who have the same or different clothes or features as you give each instruction. They will work together to figure out how to group themselves. Sometimes this may take a while to figure out.

- Same age
- Different height
- Same color shoes
- Same color top
- Different length of hair
- Different color pants/bottoms
- Different first name
- Same size hands
- Same birthday month

When finished, tell the children that today they will find out about some children who live in very *different* places than they live, but are also invited to be part of something that's the *same*. (God's family.)

2. Story Review

TIME 5 minutes	
 Body Smart  Self Smart	MATERIALS <input type="checkbox"/> None needed

TIP

If there are any children in your group with physical challenges that prevent them from doing any of the actions listed, replace those actions with responses that everyone is able to do.

Ask the children to stand and listen to what you say. If it is true, they should do the action. If it is not true, they should stand still. Use these statements for a practice run.

- Quack like a duck if you are ten years old. (*Pause for responses.*)
- Jump twice on one foot if you like ice cream. (*Pause for responses.*)

Tell the children that the things you are about to say are about the story. After each, you will wait to see their responses.

STORY REVIEW STATEMENTS

- a. Put your hands on your head if the disciples were about to celebrate a friend's birthday.
- b. Take one giant step forward if the disciples were going to celebrate the Passover.
- c. Clap your hands behind your back if God saved his people from a wicked king who made them work too hard.
- d. Jump up twice if you love Jesus.
- e. Twirl around three times if Jesus told the disciples to go to town to find a man.
- f. Sit down if the man said that Jesus could not use his house.
- g. Shake someone's hand if the disciples were the ones who prepared the food and got the house ready for the celebration.
- h. Scratch your head if the disciples prepared hamburgers and french fries.
- i. Cross your legs if Jesus said that the wine should remind us of his blood.
- j. Rub your knees if Jesus said that the bread should remind us of a sandwich.
- k. Stomp your feet twice if God's people all around the world celebrate the Lord's Supper.
- l. Wiggle your whole body if Jesus wants us to know that the bread and juice show us that Jesus loves us and forgives us.
- m. Lie down if we call this celebration the Lord's Supper.
- n. Stand up and wave your hands if Jesus loves you and forgives you.

3. Take Five

TIME

8-10 minutes



Picture Smart



Self Smart



Word Smart

MATERIALS

- ☐ white board or chart paper and marker
- ☐ paper, crayons, and markers

Write two words on the board in large letters: **forgives** and **loves**

Draw three pictures on the board: slice of **bread**, **drinking cup**, **heart**

Direct the children's attention to the board. Read the words and talk about the shapes.

Have the children count them. There are five things on the board: two words and three pictures. Tell the children that these five things tell a story about Jesus. Encourage the children to tell in their own words why each is important in Jesus' story.

After your discussion, lay the supplies on the table and encourage the children to make their own pictures, including each of the five items in their pictures. Sit at the table with the children so you can engage in conversation with them about their pictures.

Encourage the children to take their pictures home and tell their families about Jesus and today's story.

4. Free A Family

TIME

10 minutes

SUPPLIES

☐ Tablet or similar electronic device

Sulema, Elijah, and Joshua were all once part of World Renew's *Free a Family* program. Before your session begins, visit worldrenew.net/welcome-free-family and bookmark some of the photos and stories of the other representative families shown there.

Introduce the children in your small group to the children in the *Free a Family* representative families by looking at the photos as you read some excerpts from the children's stories. Talk about what you have in common and what things are different about your lives. Be sure to mention that you are all loved by God! And do pray together for the children and their families by name.

Follow Up Idea: Encourage your children to live out of their faith by planning together a way to raise money to support the work of World Renew in the where the representative families live. Baking and selling cookies, creating and selling their artwork, or making and selling lemonade after the worship service are just a few of the ideas you could try.



Photo: World Renew, worldrenew.net. All rights reserved.

Joshua

Joshua and his family live in a country called the Philippines. At home, Joshua and his sister Samantha enjoy playing chess, drawing pictures, and having fun outdoors. At school, Joshua loves to study math and play sports with his friends.

In the Philippines, sometimes there are terrible storms called “typhoons.” After one of those storms wrecked Joshua’s house, he and his family lived in a tent for more than a year.

Joshua helped his father and the construction workers build their new home by bringing them wood and nails and by mixing water with cement. I wonder if Joshua also helped to make the patterned stone step near the front door. What do you think?

Note to leaders: From 2014 to 2015, Joshua and his family were a representative family from the Philippines for Free a Family, a ministry of World Renew. Find out how you can assist a family—and a whole community—at worldrenew.net/welcome-free-family.

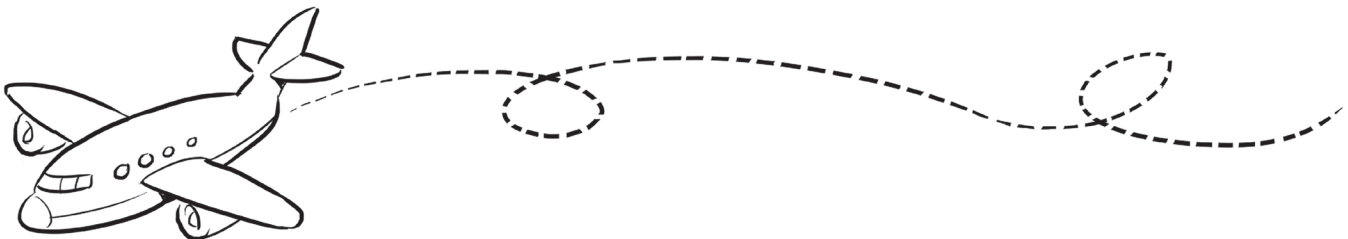




Photo: World Renew, worldrenew.net. All rights reserved.

Elijah

Elijah and his family live in a country called Kenya. In this picture Elijah is standing with some of the people in his family. Can you guess what they are standing in front of? Here is a clue: look at the animal in the window. If you guessed a rabbit hutch, you're right!

Elijah's family lives on a small farm. They grow beans, bananas, and a grain called "maize." They raise rabbits and earn money by selling their rabbits at the market. They also have goats, chickens, and dogs. I wonder which of the animals is Elijah's favorite? Which would you like best?

Every day Elijah's family takes time to pray together and to thank God for their blessings—including rabbits!

Note to leaders: From 2013 to 2016, Elijah and his family were a representative family from Eastern Africa for Free a Family, a ministry of World Renew. Find out how you can assist a family—and a whole community—at worldrenew.net/welcome-free-family

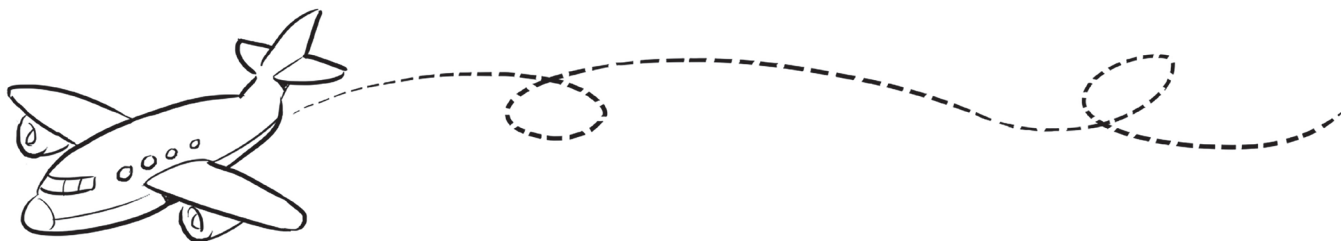




Photo: World Renew, worldrenew.net. All rights reserved.

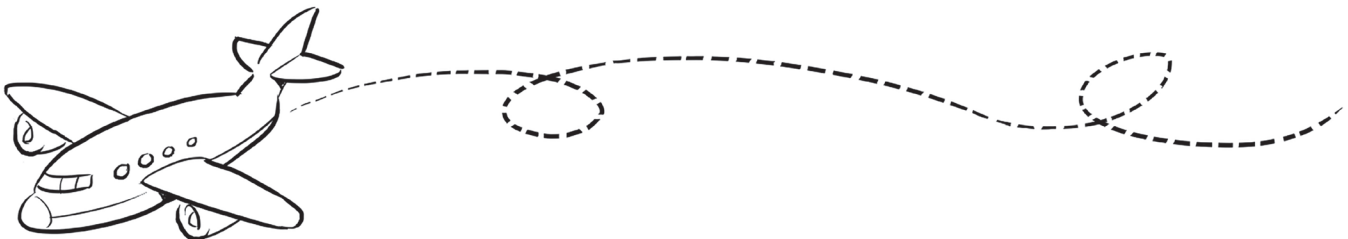
Sulema

Sulema and her family live in a country called Honduras.

Each day before school, Sulema and her brothers and sister go with their mother to fetch water at the community well. They fill containers with enough water to do all the washing and cooking they need to do that day. Then they carry all that water back home.

Next, Sulema and her sister have another important chore to do. They help their mother grind grain into dough and shape the dough into tortillas. They eat the tortillas for breakfast, along with rice and beans and maybe some eggs. Then it's time for the children to go to school.

Note to leaders: From 2014 to 2016, Sulema and her family were a representative family from Latin America for Free a Family, a ministry of World Renew. Find out how you can assist a family—and a whole community—at worldrenew.net/welcome-free-family.





Dear Family,

Today your child learned about Jesus' last supper with his disciples. The lesson focused on Jesus teaching that he loved and forgave them and that he would soon give his body and blood to demonstrate his love and make forgiveness possible.

An additional focus in today's lesson was teaching that God's people all around the world celebrate the Lord's Supper. While people may live, dress and, eat differently from us, God's people everywhere are invited to come together to celebrate God's love and forgiveness. We do that at the Lord's Supper. Ask your child to tell you the stories of Sulema, Elijah, and Joshua—children who live far away and who are included in God's love and forgiveness.

To help your child understand the Lord's Supper in a more personal way, talk with your child about your own feelings of joy and gratitude as you celebrate the Lord's Supper. You might include what it means to you to know that Jesus has forgiven all your sins and given you a clean heart. Hearing your testimony will not only reinforce what your child learned in class, it will also give fresh and personal meaning to the Lord's Supper.

As you and your family enjoy the week, look for opportunities to celebrate and thank God for his love and forgiveness.

Sincerely,

PS: The children about whom we learned today—Sulema, Elijah, and Joshua—were all once participants in a ministry of World Renew called *Free a Family*. Find out how your family can assist a family and a whole community at worldrenew.net/welcome-free-family.